
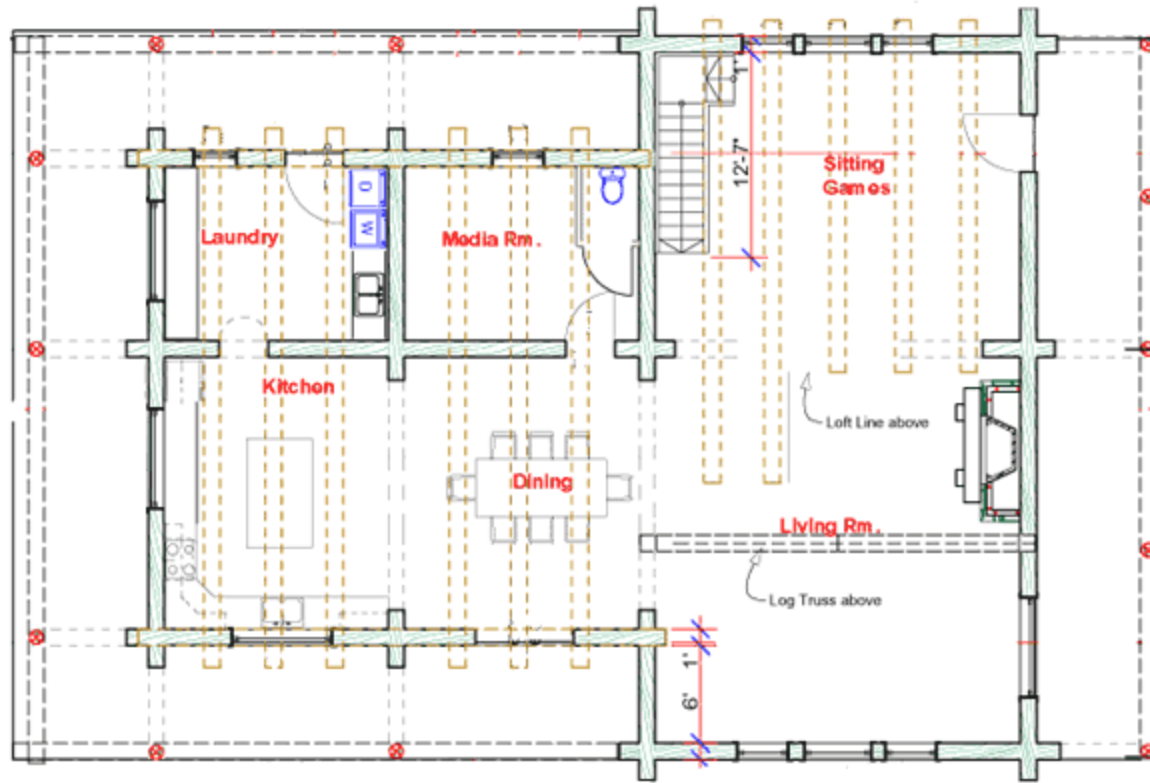



Lake House



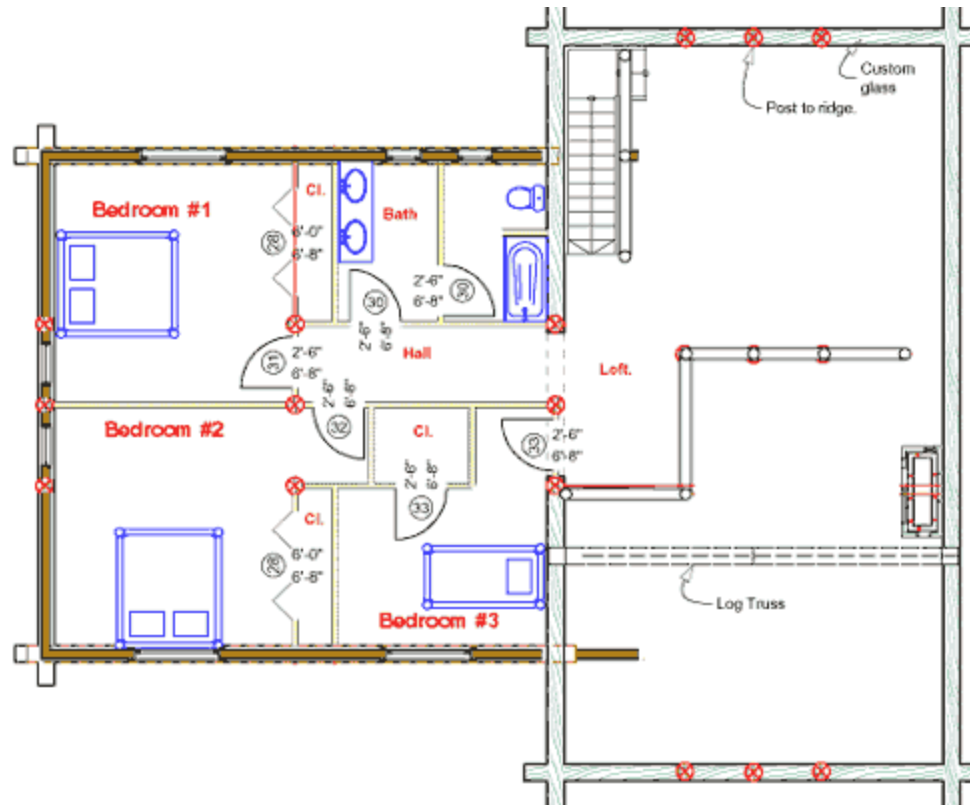
 <p>Cascade Handcrafted Log Homes</p>	Design:	Lake House	Area:	3,220 sq ft (299 m ²)
	Designed by:	Cascade Handcrafted Log Homes	Features:	Large open floor plan, deep porches, practical dormers, long roof spans, and overhangs on doubled ridge and purlins
	Log Home Construction Style:	Traditional Full Scribe		


Lake House: Plan of 1st Floor



 <p>Cascade Handcrafted Log Homes</p>	Design:	Lake House	Area:	3,220 sq ft (299 m ²)
	Designed by:	Cascade Handcrafted Log Homes	Features:	Large open floor plan, deep porches, practical dormers, long roof spans, and overhangs on doubled ridge and purlins
	Log Home Construction Style:	Traditional Full Scribe		

Lake House: Plan of 2nd Floor



 <p>Cascade Handcrafted Log Homes</p>	Design:	Lake House	Area:	3,220 sq ft (299 m ²)
	Designed by:	Cascade Handcrafted Log Homes	Features:	Large open floor plan, deep porches, practical dormers, long roof spans, and overhangs on doubled ridge and purlins
	Log Home Construction Style:	Traditional Full Scribe		